




University Avenue SCHOOLWIDE TITLE I PLAN

2024-2025



OUR BELIEFS

Anoka-Hennepin believes education is a shared responsibility of the student, family, school, and larger A-H community.

The district also recognizes that academic achievement and the success of students depend on the strength of the partnerships developed among students, families, schools, and the community.



UAE's COMMITMENTS

At UAE, we invite families and community members to participate in the development and revision of UAE's Schoolwide Title I Plan and Family Engagement Plan.

By hosting welcoming, engaging, and accessible family events, communicating regularly with families, providing training and materials to help families work with their children at home, and providing opportunities for feedback, UAE hopes to build strong family-school partnerships to increase student achievement.




LIGHTHOUSE TEAM

Team Member	Role	Team Member	Role
Diedre Bloemers	Principal	Derek Williamson	Assistant Principal
Kelly Hall	Math Specialist & Title I Co-Lead	Victoria Horberg-Olson	Specialist Teacher
Karla Fox	Literacy Specialist & Title I Co-Lead	Riley Johnson	ML Lead Teacher
Tori Ostman	Kindergarten Teacher	Benjamin Sutton Stefani Ottness	Special Education Co-Leads
Sara Ross	Grade 1 Teacher	Darcy Nelson	School Social Worker
Jenna Weisser	Grade 2 Teacher/Lighthouse Coordinator	Heather Mros	Lighthouse Coordinator
Jackie Christian	Grade 3 Teacher	Kim Lowinger	PAC/PTO President
Diane Thoemke	Grade 4 Teacher	Erin Wallin	PAC/PTO Vice President
Paige Bethke	Grade 5 Teacher	Tessa Gedatus	PAC/PTO Treasurer
Debbie Blatz	VSC Coordinator		



**OUR
SCHOOL**



Total Number of Students 612

Breakdown by Race/Ethnicity	Count	Percent
------------------------------------	--------------	----------------

Hispanic/Latino	68	11.1%
------------------------	-----------	--------------

American Indian or Alaska Native	8	1.3%
-----------------------------------------	----------	-------------

Asian	63	10.3%
--------------	-----------	--------------

Black or African American	146	23.9%
----------------------------------	------------	--------------

White	259	42.3%
--------------	------------	--------------

Two or More Races	67	10.9%
--------------------------	-----------	--------------



WHO WE ARE

General Population Data	Count	Perce n t
English Learner	70	11.4%
Special Education	137	22.4%
Free/Reduced-Price Meals	355	58%
McKinney-Vento/ESSA FC Eligible	22	3.6%
Male	313	51.1%
Female	299	48.9%



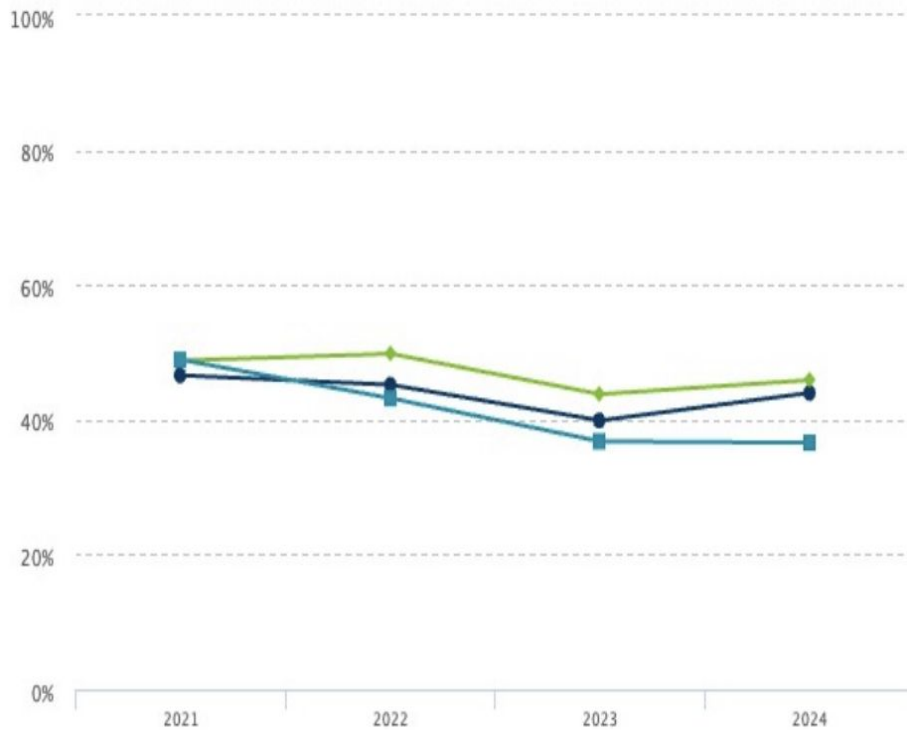
THE NEEDS



University Avenue Elementary - Aerospace, Children's Engineering and Science Anoka-Hennepin
Public School District
Demographics: All Students

The number of students meeting standards in math, reading, and science over time

Source: MDE School Report Card



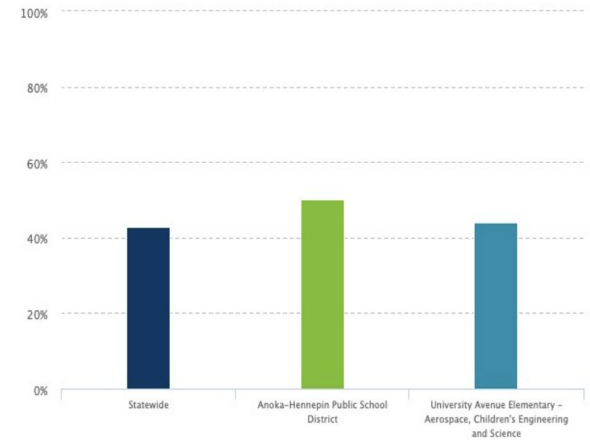
Subject	2021	2022	2023	2024
Math	46.6% (139)	45.2% (136)	39.9% (121)	44.0% (135)
Reading	48.8% (145)	49.8% (154)	43.8% (133)	45.9% (141)
Science	48.9% (43)	43.2% (41)	36.8% (39)	36.6% (41)

Minnesota Report Card North Star Academic Achievement: How many students are performing at grade level?

University Avenue Elementary - Aerospace, Children's Engineering and Science Anoka-Hennepin
Public School District
Year: 2024 Demographics: All Students

Academic Achievement Rate Math achievement

Math Achievement



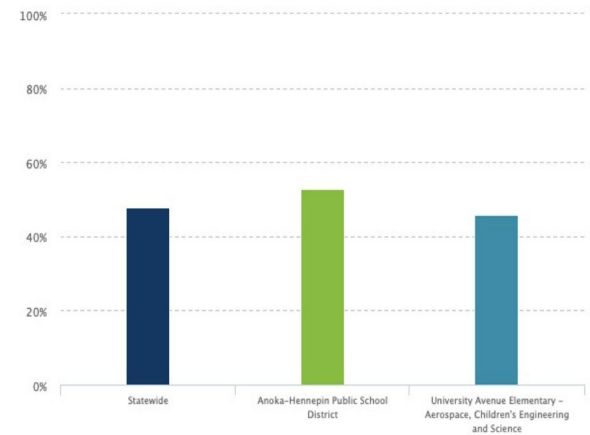
	Statewide	Anoka-Hennepin Public School District	University Avenue Elementary - Aerospace, Children's Engineering and Science
Math achievement rate	42.8%	50.2%	44.0%
Count at grade level	187,174	9,548	133
Total	437,339	19,040	302

Minnesota Report Card North Star Academic Achievement: How many students are performing at grade level?

University Avenue Elementary - Aerospace, Children's Engineering and Science Anoka-Hennepin
Public School District
Year: 2024 Demographics: All Students

Academic Achievement Rate Reading achievement

Reading Achievement

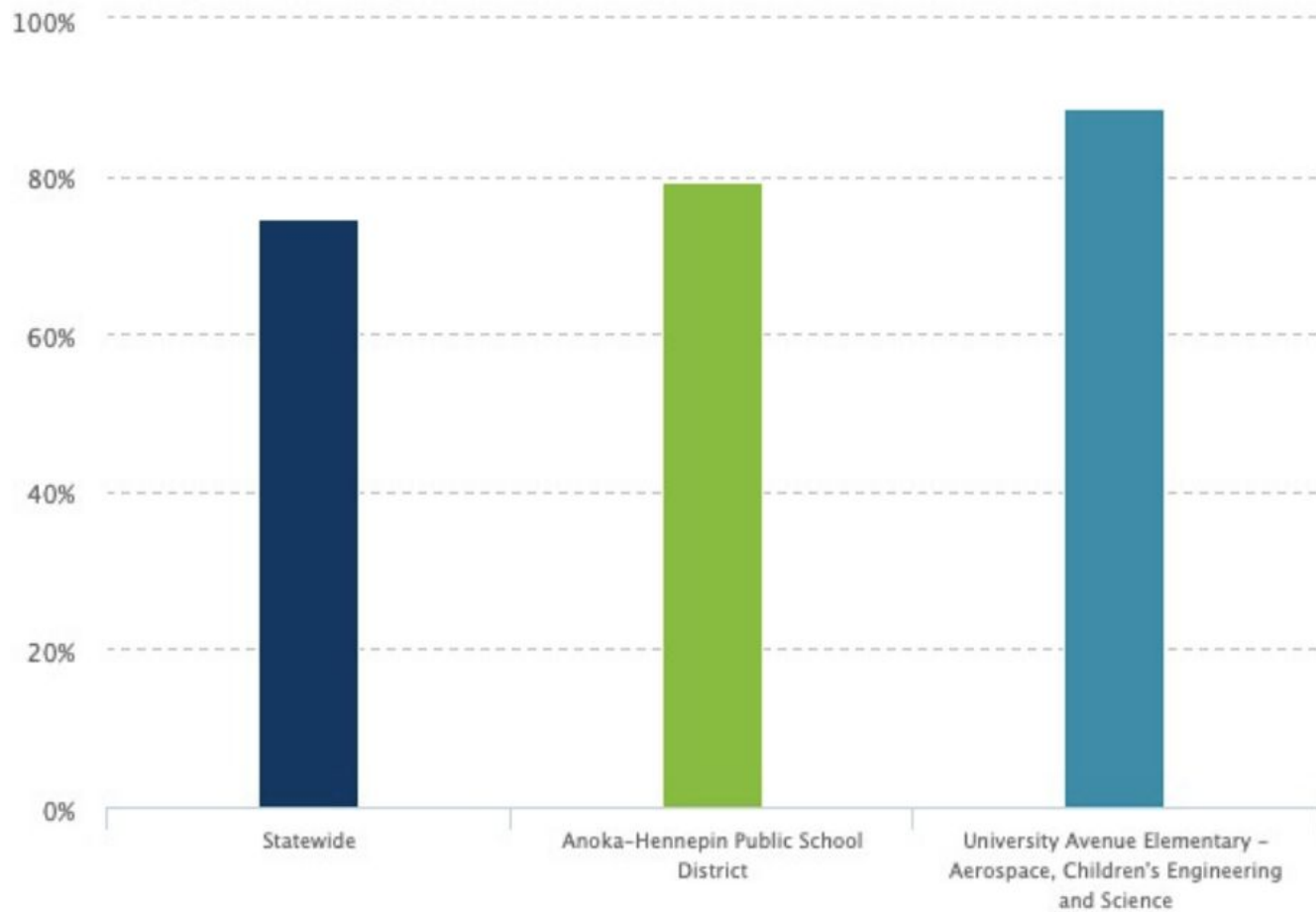


	Statewide	Anoka-Hennepin Public School District	University Avenue Elementary - Aerospace, Children's Engineering and Science
Reading achievement rate	47.8%	52.7%	45.7%
Count at grade level	210,115	10,096	138
Total	439,984	19,173	302



Source: MDE School Report Card

The number of students attending school regularly



	Statewide	Anoka-Hennepin Public School District	University Avenue Element
Consistent attendance	74.5%	79.3%	88.7%
Count	780,380	34,707	488



GOALS & ACTION PLANS



MATH ACHIEVEMENT GOAL

By the end of the 2024-2025 school year, 48.4% of all students will score at or above grade level proficiency on the All Accountability MCA Math Assessments. The 2023-2024 cohort of students scored a 44% proficiency rate.



READING ACHIEVEMENT GOAL

By the end of the 2024-2025 school year, 46% of all students will score at or above grade level proficiency on the All Accountability MCA Reading Assessments. The 2023-2024 cohort of students scored a 45.9% proficiency rate.



UAE Family GOAL

By the end of April 2025, 100% of UAE students will have tracked their attendance in order to increase student engagement in learning and raise student achievement.



UAE Catalyst GOAL

Staff will engage in Catalyst coaching and professional development opportunities monthly throughout the 2024-25 school year with 80% overall attendance.



FAMILY ENGAGEMENT PLAN




24-25 FAMILY ENGAGEMENT

- Leadership Kickoff:
 - September 24th
- Fall Conferences:
 - October 7th and 10th
- Winter Conferences:
 - February 18th and 20th
- Kindergarten Welcome - April 2025
- Leadership Day - May 22, 2025



PROGRESS UPDATES



UAE TRI 1 UPDATE - MATH

	WHAT DO WE NOTICE ABOUT THE DATA?	ARE WE ON TRACK TO MEET OUR GOALS?	WHAT ADJUSTMENTS SHOULD BE MADE?
Kindergarten			
Grade 1			
Grade 2			
Grade 3			
Grade 4			
Grade 5			



UAE TRI 1 UPDATE - READING

	WHAT DO WE NOTICE ABOUT THE DATA?	ARE WE ON TRACK TO MEET OUR GOALS?	WHAT ADJUSTMENTS SHOULD BE MADE?
Kindergarten			
Grade 1			
Grade 2			
Grade 3			
Grade 4			
Grade 5			



	WHAT DO WE NOTICE ABOUT THE DATA?	ARE WE ON TRACK TO MEET OUR GOALS?	WHAT ADJUSTMENTS SHOULD BE MADE?
Kindergarten			
Grade 1			
Grade 2			
Grade 3			
Grade 4			
Grade 5			



	WHAT DO WE NOTICE ABOUT THE DATA?	ARE WE ON TRACK TO MEET OUR GOALS?	WHAT ADJUSTMENTS SHOULD BE MADE?
Staff overall Participation			



**QUESTIONS
&
FEEDBACK**

**MATH SPECIALIST & TITLE I
CO-LEAD:**

Kelly.Hall@ahschools.us

**LITERACY SPECIALIST & TITLE
I CO-LEAD:**

Karla.Fox@ahschools.us

